

**AB Films for UV DTF Printer****\$1.2-2.5/M****AB Film for UV DTF Printer – Premium Transfer Film for High-Quality Prints**

Our AB Film for UV DTF Printer is specifically designed for use with UV DTF printers, offering a premium solution for transferring vibrant, durable designs onto various substrates. This dual-layer film consists of an A layer (transfer film) and a B layer (adhesive film), which work together to ensure seamless and high-resolution transfers with minimal effort.

The AB Film allows for detailed, high-quality printing on a wide range of materials, including fabrics, plastics, leather, and more. Once the design is printed on the A layer, the film is applied to the substrate using a heat press, resulting in sharp, vibrant prints that are resistant to fading, scratching, and washing. The adhesive layer ensures the print adheres securely to the surface, providing a long-lasting, professional finish.

Our AB Film is compatible with both light and dark-colored materials, making it ideal for custom apparel, promotional items, and personalized products. Whether you're working with T-shirts, bags, shoes, or other custom goods, this film guarantees consistent, high-quality results.

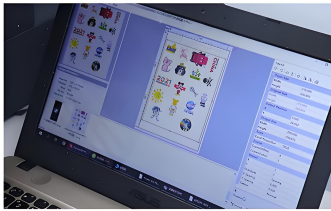
**Key Features:**

- **Dual-Layer Film:** Includes both A (transfer) and B (adhesive) layers for seamless transfers
- **High-Resolution Prints:** Ensures sharp, vibrant designs on a variety of substrates
- **Wide Compatibility:** Suitable for fabrics, leather, plastics, and more
- **Long-Lasting Adhesion:** Provides durable, scratch-resistant prints
- **Perfect for Customization:** Ideal for apparel, bags, shoes, promotional items, and more

With AB Film for UV DTF Printer, you get a reliable and efficient transfer solution that produces high-quality, durable, and long-lasting prints on virtually any surface.



## INSTRUCTION



upload design to software



Print on A Film



Tear A film,paste B film to product



Trasnfer A Film to B Film

## USE PROCESS



❶ Tear off the transfer sticker, and tear off the required part



❷ Paste it to the right place and press to wipe the pattern



❸ Slowly tear off the transparent film on the surface



❹ Complete the sticker transfer

## APPLICATION



Glass



Ceramics



Wooden



Packing box



Metal



Leather



Helmets





Earphones



Handbags

## APPLICATION





[https://www.gnfei.net/index.php?route=extension/module/pdf&product\\_id=528](https://www.gnfei.net/index.php?route=extension/module/pdf&product_id=528)